








## Commercial Ball Valves

### BRASS & BRONZE BALL VALVES

#### TWO-PIECE BODY





| ASTM B283 FORGED BRASS • FULL PORT • Cr BALL<br>150 WSP / 600 WOG   |           |            |          |           |     |
|---|-----------|------------|----------|-----------|-----|
| CODE NUMBER   | SIZE CODE | LIST PRICE | WT. LBS. | PACKAGING |     |
|   |           |            |          | BOX       | CTN |
| <br><br>58*<br>IPS<br><br><br> | 014       | \$ 10.95   | 0.27     | 20        | 120 |
|   | 038       | 10.95      | 0.29     | 20        | 120 |
|   | 012       | 10.10      | 0.38     | 12        | 96  |
|   | 034       | 13.90      | 0.58     | 10        | 60  |
|   | 100       | 19.45      | 1.06     | 6         | 36  |
|   | 114       | 36.65      | 1.44     | 6         | 24  |
|   | 112       | 49.90      | 2.42     | 4         | 16  |
|   | 200       | 75.00      | 3.76     | 4         | 16  |
|   | 212       | 179.00     | 8.05     | 2         | -   |
|   | 300       | 276.00     | 11.33    | 2         | -   |
|   | 400       | 485.00     | 21.38    | 2         | -   |




\*3rd Party Certification applies to 1/4" ~ 2" only

| ASTM B283 FORGED BRASS • FULL PORT • Cr BALL<br>150 WSP / 600 WOG   |           |            |          |           |     |
|---|-----------|------------|----------|-----------|-----|
| CODE NUMBER   | SIZE CODE | LIST PRICE | WT. LBS. | PACKAGING |     |
|   |           |            |          | BOX       | CTN |
| <br><br>59*<br>SOLDER<br><br> | 014       | \$ 10.95   | 0.25     | 20        | 120 |
|   | 038       | 10.95      | 0.28     | 20        | 120 |
|   | 012       | 10.10      | 0.36     | 12        | 96  |
|   | 034       | 13.90      | 0.60     | 10        | 60  |
|   | 100       | 19.45      | 1.09     | 6         | 36  |
|   | 114       | 36.65      | 1.65     | 6         | 24  |
|   | 112       | 49.90      | 3.13     | 4         | 16  |
|   | 200       | 75.00      | 4.65     | 4         | 16  |
|   | 212       | 179.00     | 8.40     | 2         | -   |
|   | 300       | 276.00     | 15.59    | 2         | -   |
|   | -         | -          | -        | -         | -   |





\*3rd Party Certification applies to 1/4" ~ 2" only

#### WING HANDLE




| ASTM B283 FORGED BRASS • FULL PORT • Cr BALL<br>150 WSP / 600 WOG  |           |            |          |           |     |
|--|-----------|------------|----------|-----------|-----|
| CODE NUMBER  | SIZE CODE | LIST PRICE | WT. LBS. | PACKAGING |     |
|  |           |            |          | BOX       | CTN |
| <br><br>58W<br>IPS<br><br><br> | 014       | \$ 12.50   | 0.27     | 20        | 120 |
|  | 038       | 12.50      | 0.26     | 20        | 120 |
|  | 012       | 11.55      | 0.39     | 12        | 96  |
|  | 034       | 16.00      | 0.65     | 10        | 60  |
|  | 100       | 22.25      | 1.43     | 6         | 36  |
|  | 114       | 40.45      | 2.83     | 6         | 24  |
|  | 112       | 55.00      | 3.13     | 4         | 16  |
|  | 200       | 82.40      | 3.80     | 4         | 16  |

| ASTM B283 FORGED BRASS • FULL PORT • Cr BALL<br>150 WSP / 600 WOG  |           |            |          |           |     |
|--|-----------|------------|----------|-----------|-----|
| CODE NUMBER  | SIZE CODE | LIST PRICE | WT. LBS. | PACKAGING |     |
|  |           |            |          | BOX       | CTN |
| <br><br>59W<br>SOLDER<br><br> | 014       | \$ -       | -        | -         | -   |
|  | 038       | 12.50      | 0.24     | 20        | 120 |
|  | 012       | 11.55      | 0.35     | 12        | 96  |
|  | 034       | 16.00      | 0.58     | 10        | 60  |
|  | 100       | 22.25      | 1.02     | 6         | 36  |
|  | 114       | 40.45      | 1.33     | 6         | 24  |
|  | 112       | 55.00      | 2.24     | 4         | 16  |
|  | 200       | 82.40      | 3.69     | 4         | 16  |

# BRASS & BRONZE BALL VALVES



| ASTM B283 FORGED BRASS • FULL PORT • Cr BALL<br>150 WSP / 600 WOG   |           |                       |          |           |     |
|---|-----------|-----------------------|----------|-----------|-----|
| CODE NUMBER   | SIZE CODE | LIST PRICE            | WT. LBS. | PACKAGING |     |
|   |           |                       |          | BOX       | CTN |
| <br>68*<br>IPS<br><br><br> | 014       | \$ 13.55              | 0.32     | 20        | 120 |
|   | 038       | 13.55                 | 0.33     | 20        | 120 |
|   | 012       | 12.45                 | 0.58     | 12        | 96  |
|   | 034       | 18.20                 | 0.79     | 10        | 60  |
|   | 100       | 28.55                 | 1.48     | 6         | 36  |
|   | 114       | 53.00                 | 2.04     | 6         | 24  |
|   | 112       | 63.85                 | 2.71     | 4         | 16  |
|   | 200       | 84.45                 | 4.28     | 2         | 8   |
|   | 212       | 2 1/2" ~ 4" (See 68P) |          |           |     |
|   | 300       |                       |          |           |     |
|   | 400       |                       |          |           |     |

\*3rd Party Certification applies to 1/4" ~ 2" only

| ASTM B283 FORGED BRASS • FULL PORT • Cr BALL<br>150 WSP / 600 WOG   |           |            |          |           |     |
|---|-----------|------------|----------|-----------|-----|
| CODE NUMBER   | SIZE CODE | LIST PRICE | WT. LBS. | PACKAGING |     |
|   |           |            |          | BOX       | CTN |
| <br>69*<br>SOLDER<br><br> | 014       | \$ -       | -        | -         | -   |
|   | 038       | 13.55      | 0.32     | 20        | 120 |
|   | 012       | 12.45      | 0.44     | 12        | 96  |
|   | 034       | 18.20      | 0.80     | 10        | 60  |
|   | 100       | 28.55      | 1.31     | 6         | 36  |
|   | 114       | 52.92      | 1.82     | 6         | 24  |
|   | 112       | 63.85      | 3.19     | 4         | 16  |
|   | 200       | 84.45      | 4.50     | 4         | 16  |
|   | 212       | 429.25     | 8.50     | 2         | -   |
|   | 300       | 658.00     | 13.00    | 2         | -   |
|   | 400       | -          | -        | -         | -   |



\*3rd Party Certification applies to 1/4" ~ 2" only

## 316 STAINLESS STEEL TRIM

| ASTM B283 FORGED BRASS • FULL PORT<br>150 WSP / 600 WOG   |           |            |          |           |     |
|---|-----------|------------|----------|-----------|-----|
| CODE NUMBER   | SIZE CODE | LIST PRICE | WT. LBS. | PACKAGING |     |
|   |           |            |          | BOX       | CTN |
| <br>68M<br>IPS<br> | 014       | \$ 29.50   | 0.31     | 20        | 120 |
|   | 038       | 29.50      | 0.33     | 20        | 120 |
|   | 012       | 29.50      | 0.60     | 12        | 96  |
|   | 034       | 42.00      | 0.86     | 10        | 60  |
|   | 100       | 62.50      | 1.41     | 6         | 36  |
|   | 114       | 99.65      | 2.10     | 6         | 24  |
|   | 112       | 138.60     | 3.27     | 4         | 16  |
|   | 200       | 195.00     | 5.20     | 2         | 8   |
|   | 212       | -          | -        | -         | -   |
|   | 300       | -          | -        | -         | -   |
|   | 400       | -          | -        | -         | -   |



\*UL-125, UL-842, & UL-1769 (1/4" ~ 2")

## 316 STAINLESS STEEL TRIM

| ASTM B283 FORGED BRASS • FULL PORT<br>SS BALL & STEM • 150 WSP / 600 WOG  |           |            |          |           |     |
|---|-----------|------------|----------|-----------|-----|
| CODE NUMBER   | SIZE CODE | LIST PRICE | WT. LBS. | PACKAGING |     |
|   |           |            |          | BOX       | CTN |
| <br>69M<br>CxC<br> | 014       | \$ -       | -        | -         | -   |
|   | 038       | 29.50      | 0.41     | 20        | 120 |
|   | 012       | 29.50      | 0.44     | 12        | 96  |
|   | 034       | 42.00      | 0.78     | 10        | 60  |
|   | 100       | 62.50      | 1.26     | 6         | 36  |
|   | 114       | 99.65      | 1.95     | 6         | 24  |
|   | 112       | 138.00     | 3.26     | 4         | 16  |
|   | 200       | 195.00     | 5.20     | 4         | 16  |
|   | 212       | -          | -        | -         | -   |
|   | 300       | -          | -        | -         | -   |
|   | 400       | -          | -        | -         | -   |

\*UL-125, UL-842, & UL-1769 (1/4" ~ 2")



## MOUNTING PAD

| ASTM B283 FORGED BRASS • FULL PORT • Cr BALL<br>150 WSP / 600 WOG**  |           |            |          |           |     |
|--|-----------|------------|----------|-----------|-----|
| CODE NUMBER  | SIZE CODE | LIST PRICE | WT. LBS. | PACKAGING |     |
|  |           |            |          | BOX       | CTN |
| <br>68P<br>IPS<br> | 014       | \$ 27.85   | 0.38     | 20        | 120 |
|  | 038       | 27.85      | 0.39     | 20        | 120 |
|  | 012       | 27.85      | 0.54     | 12        | 96  |
|  | 034       | 45.15      | 0.85     | 10        | 60  |
|  | 100       | 56.20      | 1.35     | 6         | 36  |
|  | 114       | 86.75      | 2.12     | 6         | 24  |
|  | 112       | 105.80     | 2.90     | 4         | 16  |
|  | 200       | 136.00     | 4.30     | 2         | 8   |
|  | 212**     | 462.00     | 10.58    | 2         | -   |
|  | 300**     | 693.00     | 17.42    | 2         | -   |
|  | 400**     | 1,001.00   | 19.29    | 2         | -   |

\*UL-125, UL-842, & UL-1769 (1/4" ~ 2")

\*\*Note: Size 2 1/2" ~ 4" rated at 150 WSP / 400 WOG

## 250# STEAM SEAT


| ASTM B283 FORGED BRASS • FULL PORT • SS TRIM<br>MTG. PAD • LOCKING HANDLE • 250 WSP / 600 WOG**   |           |            |          |           |     |
|---|-----------|------------|----------|-----------|-----|
| CODE NUMBER   | SIZE CODE | LIST PRICE | WT. LBS. | PACKAGING |     |
|   |           |            |          | BOX       | CTN |
| <br>68PM<br>IPS<br> | 014       | \$ 59.85   | 0.40     | 20        | 120 |
|   | 038       | 59.85      | 0.42     | 20        | 120 |
|   | 012       | 59.85      | 0.56     | 12        | 96  |
|   | 034       | 81.00      | 0.90     | 10        | 60  |
|   | 100       | 97.00      | 1.38     | 6         | 36  |
|   | 114       | 152.50     | 2.19     | 6         | 24  |
|   | 112       | 190.50     | 3.33     | 4         | 16  |
|   | 200       | 231.00     | 5.25     | 2         | 8   |
|   | 212       | 732.00     | 10.58    | 2         | -   |
|   | 300       | 853.00     | 17.42    | 2         | -   |
|   | 400       | 1,483.00   | 19.29    | 2         | -   |

\*UL-125, UL-842, & UL-1769 (1/4" ~ 2")

\*\*Note: Size 2 1/2" ~ 4" rated at 250 WSP / 400 WOG


# BRASS & BRONZE BALL VALVES

## LOCKING LEVER


| FORGED BRASS • FULL PORT<br>Cr BALL • 150 WSP / 600 WOG  |           |            |          |           |     |
|--|-----------|------------|----------|-----------|-----|
| CODE NUMBER  | SIZE CODE | LIST PRICE | WT. LBS. | PACKAGING |     |
|  |           |            |          | BOX       | CTN |
| <br>68LL<br>IPS | 014       | \$ 18.00   | 0.33     | 20        | 120 |
|  | 038       | 18.00      | 0.34     | 20        | 120 |
|  | 012       | 16.90      | 0.51     | 12        | 96  |
|  | 034       | 25.55      | 0.85     | 10        | 60  |
|  | 100       | 35.80      | 1.34     | 6         | 36  |
|  | 114       | 63.20      | 2.09     | 6         | 24  |
|  | 112       | 74.10      | 2.80     | 4         | 16  |
|  | 200       | 94.75      | 4.39     | 2         | 8   |


Note: Locking Lever is Carbon Steel


## ONE-PIECE BODY

| ASTM B283 FORGED BRASS • REDUCED PORT • Cr BALL<br>150 WSP / 600 WOG • SS LEVER HANDLE          |           |            |          |           |     |
|---|-----------|------------|----------|-----------|-----|
| CODE NUMBER   | SIZE CODE | LIST PRICE | WT. LBS. | PACKAGING |     |
|   |           |            |          | BOX       | CTN |
| <br>51<br>IPS | 014       | \$ 12.30   | 0.18     | 20        | 120 |
|   | 038       | 12.30      | 0.27     | 20        | 120 |
|   | 012       | 10.85      | 0.43     | 20        | 120 |
|   | 034       | 15.25      | 0.64     | 16        | 96  |
|   | 100       | 25.40      | 1.00     | 9         | 36  |
|   | 114       | 37.20      | 1.67     | 8         | 32  |
|   | 112       | 52.10      | 1.96     | 6         | 24  |
|   | 200       | 72.55      | 3.35     | 4         | 16  |


## THREE-PIECE BODY with Mounting Pad

| ASTM B283 FORGED BRASS • FULL PORT • Cr BALL<br>MTG. PAD • 150 WSP / 600 WOG                   |           |            |          |           |     |
|--|-----------|------------|----------|-----------|-----|
| CODE NUMBER  | SIZE CODE | LIST PRICE | WT. LBS. | PACKAGING |     |
|  |           |            |          | BOX       | CTN |
| <br>62<br>IPS | 014       | \$ 47.50   | 0.76     | 10        | 60  |
|  | 038       | 47.50      | 0.73     | 10        | 60  |
|  | 012       | 55.00      | 1.09     | 6         | 36  |
|  | 034       | 67.50      | 1.40     | 6         | 24  |
|  | 100       | 88.40      | 2.39     | 4         | 16  |
|  | 114       | 126.75     | 3.84     | 4         | 8   |
|  | 112       | 164.35     | 7.09     | 2         | 6   |
|  | 200       | 303.00     | 11.79    | 2         | 4   |

| ASTM B283 FORGED BRASS • FULL PORT<br>316 BALL & STEM • 150 WSP / 600 WOG                         |           |            |          |           |     |
|---|-----------|------------|----------|-----------|-----|
| CODE NUMBER   | SIZE CODE | LIST PRICE | WT. LBS. | PACKAGING |     |
|   |           |            |          | BOX       | CTN |
| <br>62M<br>IPS | 012       | \$ 84.65   | 1.09     | 6         | 36  |
|   | 034       | 103.85     | 1.40     | 6         | 24  |
|   | 100       | 147.00     | 2.39     | 4         | 16  |
|   | 114       | 200.00     | 3.84     | 4         | 8   |
|   | 112       | 254.00     | 7.09     | 2         | 6   |
|   | 200       | 414.00     | 11.79    | 2         | 4   |

| ASTM B283 FORGED BRASS • FULL PORT<br>316 BALL & STEM • 150 WSP / 600 WOG                             |           |            |          |           |     |
|---|-----------|------------|----------|-----------|-----|
| CODE NUMBER   | SIZE CODE | LIST PRICE | WT. LBS. | PACKAGING |     |
|   |           |            |          | BOX       | CTN |
| <br>63M<br>SOLDER | 012       | \$ 84.65   | 1.07     | 6         | 36  |
|   | 034       | 103.85     | 1.37     | 6         | 24  |
|   | 100       | 147.00     | 2.35     | 4         | 16  |
|   | 114       | 200.00     | 3.71     | 4         | 8   |
|   | 112       | 254.00     | 7.00     | 2         | 6   |
|   | 200       | 414.00     | 11.63    | 2         | 4   |

## THREE-WAY BODY with Mounting Pad


| ASTM B283 FORGED BRASS • Cr BALL<br>MTG. PAD • 100°F @ 300 PSI / 400 WOG                          |           |            |          |           |     |
|---|-----------|------------|----------|-----------|-----|
| CODE NUMBER   | SIZE CODE | LIST PRICE | WT. LBS. | PACKAGING |     |
|   |           |            |          | BOX       | CTN |
| <br>54P<br>IPS | 014*      | \$ 44.00   | 0.18     | 20        | 120 |
|   | 038*      | 44.00      | 0.37     | 20        | 120 |
|   | 012       | 39.60      | 0.99     | 10        | 40  |
|   | 034       | 54.60      | 1.30     | 8         | 32  |
|   | 100       | 72.25      | 1.94     | 8         | 32  |
|   | 114       | 114.35     | 2.72     | 6         | 12  |
|   | 112       | 133.50     | 3.71     | 4         | 8   |
|   | 200       | 192.15     | 6.00     | 2         | 4   |
|   | 212*      | 535.00     | 9.92     | 2         | -   |
|   | 300*      | 768.00     | 16.75    | 2         | -   |

\*Note: Mounting Pad not available, order as a Code 54-XXX.

# SPECIALTY BRASS BALL VALVES


## TWO-PIECE BODY


### IPS x BARBED

| ASTM B283 FORGED BRASS • FULL PORT • Cr BALL<br>600 WOG  |           |            |          |           |     |
|--|-----------|------------|----------|-----------|-----|
| CODE NUMBER  | SIZE CODE | LIST PRICE | WT. LBS. | PACKAGING |     |
|  |           |            |          | BOX       | CTN |
| <br>68AB<br>IPS | 012       | \$ 18.00   | 0.52     | 12        | 96  |
|  | 034       | 25.00      | 0.85     | 10        | 60  |
|  | 100       | 38.50      | 1.36     | 6         | 36  |


Note: Barbed connection accepts standard hose I.D. matching valve pipe size.  
Operating limits are governed by type of hose and clamp used.


## DRAINABLE

| ASTM B283 FORGED BRASS • FULL PORT • Cr BALL<br>200°F @ 400 PSI / 600 WOG                        |           |            |          |           |     |
|--|-----------|------------|----------|-----------|-----|
| CODE NUMBER  | SIZE CODE | LIST PRICE | WT. LBS. | PACKAGING |     |
|  |           |            |          | BOX       | CTN |
| <br>68AD<br>IPS | 012       | \$ 19.25   | 0.49     | 12        | 96  |
|  | 034       | 29.30      | 0.78     | 10        | 60  |
|  | 100       | 41.40      | 1.26     | 6         | 36  |


| ASTM B283 FORGED BRASS • FULL PORT • Cr BALL<br>200°F @ 400 PSI / 600 WOG                           |           |            |          |           |     |
|---|-----------|------------|----------|-----------|-----|
| CODE NUMBER   | SIZE CODE | LIST PRICE | WT. LBS. | PACKAGING |     |
|   |           |            |          | BOX       | CTN |
| <br>69AD<br>SOLDER | 012       | \$ 19.25   | 0.42     | 12        | 96  |
|   | 034       | 29.30      | 0.75     | 10        | 60  |
|   | 100       | 41.40      | 1.30     | 6         | 36  |

## CAP & CHAIN


| ASTM B283 FORGED BRASS • FULL PORT • Cr BALL<br>150 WSP / 600 WOG  |           |            |          |           |     |
|--|-----------|------------|----------|-----------|-----|
| CODE NUMBER  | SIZE CODE | LIST PRICE | WT. LBS. | PACKAGING |     |
|  |           |            |          | BOX       | CTN |
| <br>68C<br>IPS x HOSE | 012       | \$ 31.30   | 0.57     | 12        | 96  |
|  | 034       | 44.00      | 0.90     | 10        | 60  |
|  |           |            |          |           |     |


| ASTM B283 FORGED BRASS • FULL PORT • Cr BALL<br>150 WSP / 600 WOG                                      |           |            |          |           |     |
|--|-----------|------------|----------|-----------|-----|
| CODE NUMBER  | SIZE CODE | LIST PRICE | WT. LBS. | PACKAGING |     |
|  |           |            |          | BOX       | CTN |
| <br>69C<br>C x HOSE | 012       | \$ 31.30   | 0.49     | 12        | 96  |
|  | 034       | 44.00      | 0.87     | 10        | 60  |
|  |           |            |          |           |     |

### IPS x MALE

| ASTM B283 FORGED BRASS • FULL PORT • Cr BALL<br>150 WSP / 600 WOG                                 |           |            |          |           |     |
|---|-----------|------------|----------|-----------|-----|
| CODE NUMBER   | SIZE CODE | LIST PRICE | WT. LBS. | PACKAGING |     |
|   |           |            |          | BOX       | CTN |
| <br>68O<br>IPS | 014       | \$ 16.30   | 0.36     | 20        | 120 |
|   | 038       | 21.80      | 0.38     | 20        | 120 |
|   | 012       | 21.80      | 0.55     | 12        | 96  |
|   | 034       | 34.00      | 0.89     | 10        | 60  |
|   | 100       | 46.20      | 1.42     | 6         | 36  |


## SINGLE UNION

| ASTM B283 FORGED BRASS • FULL PORT • Cr BALL<br>300°F @ 150 PSI / 600 WOG                         |           |            |          |           |     |
|---|-----------|------------|----------|-----------|-----|
| CODE NUMBER   | SIZE CODE | LIST PRICE | WT. LBS. | PACKAGING |     |
|   |           |            |          | BOX       | CTN |
| <br>68U<br>IPS | 014       | \$ 29.30   | 0.46     | 20        | 120 |
|   | 038       | 29.30      | 0.46     | 12        | 120 |
|   | 012       | 31.30      | 0.66     | 12        | 96  |
|   | 034       | 53.00      | 1.12     | 10        | 60  |
|   | 100       | 71.75      | 1.69     | 6         | 36  |
|   | 114       | 121.80     | 2.46     | 6         | 24  |
|   | 112       | 152.50     | 3.85     | 4         | 16  |
|   | 200       | 238.00     | 5.59     | 2         | 8   |

| ASTM B283 FORGED BRASS • FULL PORT • Cr BALL<br>300°F @ 150 PSI / 600 WOG                            |           |            |          |           |     |
|--|-----------|------------|----------|-----------|-----|
| CODE NUMBER  | SIZE CODE | LIST PRICE | WT. LBS. | PACKAGING |     |
|  |           |            |          | BOX       | CTN |
| <br>69U<br>SOLDER | 014       | \$ -       | -        | -         | -   |
|  | 038       | 29.30      | 0.44     | 20        | 120 |
|  | 012       | 31.30      | 0.61     | 12        | 96  |
|  | 034       | 53.00      | 1.13     | 10        | 60  |
|  | 100       | 71.75      | 1.70     | 6         | 36  |
|  | 114       | 121.80     | 2.47     | 6         | 24  |
|  | 112       | 152.50     | 3.41     | 4         | 16  |
|  | 200       | 238.00     | 6.07     | 2         | 8   |

# SPECIALTY BRASS BALL VALVES


## SAFETY EXHAUST

| ASTM B283 FORGED BRASS • FULL PORT • Cr BALL<br>LOCKING HANDLE • 200 WOG                         |              |               |             |           |     |
|--|--------------|---------------|-------------|-----------|-----|
| CODE<br>NUMBER   | SIZE<br>CODE | LIST<br>PRICE | WT.<br>LBS. | PACKAGING |     |
|  |              |               |             | BOX       | CTN |
| <br>68S*<br>IPS | 014          | \$ 27.00      | 0.32        | 20        | 120 |
|  | 038          | 27.00         | 0.34        | 20        | 120 |
|  | 012          | 27.00         | 0.50        | 12        | 96  |
|  | 034          | 39.10         | 0.83        | 10        | 60  |
|  | 100          | 50.60         | 1.33        | 6         | 36  |
|  | 114          | 79.20         | 2.09        | 6         | 24  |
|  | 112          | 99.00         | 3.30        | 4         | 16  |
|  | 200          | 121.00        | 5.18        | 2         | 8   |


\*Integral 1/4" Exhaust Tap - Sizes: 1"~2"

## GAS BALL VALVES


### FIPS

| ASTM B283 FORGED BRASS • REGULAR PORT<br>WING HANDLE • 175 WOG                          |              |               |             |           |     |
|---|--------------|---------------|-------------|-----------|-----|
| CODE<br>NUMBER  | SIZE<br>CODE | LIST<br>PRICE | WT.<br>LBS. | PACKAGING |     |
|   |              |               |             | BOX       | CTN |
| <br>60 | 038          | 8.00          | 0.28        | 12        | 96  |
|   | 012          | 7.35          | 0.37        | 12        | 72  |
|   | 034          | 9.70          | 0.55        | 10        | 60  |
|   | 100          | 17.65         | 0.84        | 8         | 48  |


### FIPS

| ASTM B283 FORGED BRASS • REGULAR PORT<br>SQUARE OPERATING NUT • 175 WOG                    |              |               |             |           |     |
|--|--------------|---------------|-------------|-----------|-----|
| CODE<br>NUMBER   | SIZE<br>CODE | LIST<br>PRICE | WT.<br>LBS. | PACKAGING |     |
|  |              |               |             | BOX       | CTN |
| <br>60SQ | 038          | 8.00          | 0.27        | 12        | 96  |
|  | 012          | 7.35          | 0.37        | 12        | 72  |
|  | 034          | 9.70          | 0.54        | 10        | 60  |
|  | 100          | 17.65         | 0.82        | 8         | 48  |

### FLARE x FIPS


| ASTM B283 FORGED BRASS • REGULAR PORT<br>WING HANDLE • 175 WOG                             |                  |               |             |           |     |
|--|------------------|---------------|-------------|-----------|-----|
| CODE<br>NUMBER   | SIZE<br>CODE     | LIST<br>PRICE | WT.<br>LBS. | PACKAGING |     |
|  |                  |               |             | BOX       | CTN |
| <br>60F | 038 <sup>1</sup> | \$ 9.35       | 0.37        | 12        | 96  |
|  | 012              | 8.85          | 0.39        | 12        | 72  |
|  | 034 <sup>2</sup> | 11.35         | 0.60        | 10        | 60  |

### FLARE x FLARE

| ASTM B283 FORGED BRASS • REGULAR PORT<br>WING HANDLE • 175 WOG                               |              |               |             |           |     |
|--|--------------|---------------|-------------|-----------|-----|
| CODE<br>NUMBER   | SIZE<br>CODE | LIST<br>PRICE | WT.<br>LBS. | PACKAGING |     |
|  |              |               |             | BOX       | CTN |
| <br>60FF | 038          | 9.35          | 0.32        | 12        | 96  |
|  | 012          | 8.85          | 0.36        | 12        | 72  |
|  | 058          | 11.35         | 0.60        | 10        | 60  |


<sup>1</sup>Size: 3/8 x 1/2, <sup>2</sup>Size: 5/8 x 3/4


### FLARE X MIPS

| ASTM B283 FORGED BRASS • REGULAR PORT<br>WING HANDLE • 175 WOG                              |              |               |             |           |     |
|---|--------------|---------------|-------------|-----------|-----|
| CODE<br>NUMBER  | SIZE<br>CODE | LIST<br>PRICE | WT.<br>LBS. | PACKAGING |     |
|   |              |               |             | BOX       | CTN |
| <br>60FO | 012          | \$ 8.85       | 0.38        | 12        | 72  |

<sup>1</sup>Size: 3/8 x 1/2


## CAST IRON BALL VALVES

| CLASS 125 CAST IRON • FULL PORT<br>STAINLESS STEEL TRIM  |              |               |             |           |     |
|--|--------------|---------------|-------------|-----------|-----|
| CODE<br>NUMBER   | SIZE<br>CODE | LIST<br>PRICE | WT.<br>LBS. | PACKAGING |     |
|  |              |               |             | BOX       | PLT |
| <br>90<br>FLANGED | 200          | \$ 501.00     | 22          | 2         | 30  |
|  | 212          | 833.00        | 37          | 1         | 20  |
|  | 300          | 1,056.00      | 46          | 1         | 20  |
|  | 400          | 1,525.00      | 70          | 1         | 16  |
|  | 600          | 4,089.00      | 174         | 1         | 9   |
|  | 800          | 6,945.00      | 244         | 1         | 6   |


| CLASS 125 CAST IRON • STANDARD PORT<br>STAINLESS STEEL TRIM   |              |               |             |           |     |
|---|--------------|---------------|-------------|-----------|-----|
| CODE<br>NUMBER  | SIZE<br>CODE | LIST<br>PRICE | WT.<br>LBS. | PACKAGING |     |
|   |              |               |             | BOX       | PLT |
| <br>91<br>FLANGED | 600          | \$3,033.00    | 119         | 1         | 9   |
|   | 800          | 4,635.00      | 178         | 1         | 6   |
|   | 910          | 7,689.00      | 262         | 1         | 4   |
|   |              |               |             |           |     |

# CARBON STEEL BALL VALVES

## ONE-PIECE BODY


| ASTM A216 Gr. WCB • REDUCED PORT • 316 SS TRIM<br>SS LEVER HANDLE • 600 WOG                        |              |                               |             |           |     |
|--|--------------|-------------------------------|-------------|-----------|-----|
| CODE<br>NUMBER   | SIZE<br>CODE | LIST<br>PRICE                 | WT.<br>LBS. | PACKAGING |     |
|  |              |                               |             | BOX       | CTN |
| <br><br>50<br>IPS | 014          | See<br>Current<br>BV<br>Sheet | 0.18        | 20        | 120 |
|  | 038          |                               | 0.22        | 20        | 120 |
|  | 012          |                               | 0.43        | 20        | 120 |
|  | 034          |                               | 0.64        | 16        | 96  |
|  | 100          |                               | 1.00        | 9         | 54  |
|  | 114          |                               | 1.63        | 8         | 32  |
|  | 112          |                               | 1.96        | 6         | 24  |
|  | 200          |                               | 3.25        | 4         | 16  |

## REDUCED PORT • FIRE TESTED API 607 • NACE


| ASTM A216 Gr. WCB • MOUNTING PAD*<br>L. OVAL HANDLE (1/4"-1") / L. LEVER HANDLE (1 1/4"-2")  |              |                               |             |           |     |
|--|--------------|-------------------------------|-------------|-----------|-----|
| CODE<br>NUMBER   | SIZE<br>CODE | LIST<br>PRICE                 | WT.<br>LBS. | PACKAGING |     |
|  |              |                               |             | BOX       | CTN |
| <br>IPS<br>119-LOH (1/4"-1")<br>2000 WOG<br>119 (1 1/4"-2")<br>1500 WOG | 014          | See<br>Current<br>BV<br>Sheet | 0.35        | 8         | 24  |
|  | 038          |                               | 0.37        | 8         | 24  |
|  | 012          |                               | 0.62        | 8         | 24  |
|  | 034          |                               | 0.86        | 8         | 24  |
|  | 100          |                               | 1.21        | 8         | 24  |
|  | 114          |                               | 1.92        | 30        | -   |
|  | 112          |                               | 2.84        | 18        | -   |
|  | 200          |                               | 4.26        | 10        | -   |

\*NOTE: Exception - 1/4" & 3/8"


## TWO-PIECE BODY

| ASTM A216 Gr. WCB • REGULAR PORT • 316 SS TRIM<br>LOCKING LEVER HANDLE   |              |                               |             |           |     |
|--|--------------|-------------------------------|-------------|-----------|-----|
| CODE<br>NUMBER   | SIZE<br>CODE | LIST<br>PRICE                 | WT.<br>LBS. | PACKAGING |     |
|  |              |                               |             | BOX       | CTN |
| <br>IPS<br>49M (1/4"-1")<br>2000 WOG<br>49M (1 1/4"-2")<br>1500 WOG | 014          | See<br>Current<br>BV<br>Sheet | 0.61        | 10        | 80  |
|  | 038          |                               | 0.58        | 10        | 80  |
|  | 012          |                               | 0.67        | 10        | 60  |
|  | 034          |                               | 1.25        | 8         | 48  |
|  | 100          |                               | 1.69        | 8         | 32  |
|  | 114          |                               | 2.56        | 4         | 16  |
|  | 112          |                               | 3.75        | 2         | 12  |
|  | 200          |                               | 6.67        | 2         | 6   |


## REGULAR PORT • NACE

| ASTM A216 Gr. WCB • MOUNTING PAD* • 316 SS TRIM<br>L. OVAL HANDLE (1/4"-1") / L. LEVER HANDLE (1 1/4"-2")  |              |                               |             |           |     |
|--|--------------|-------------------------------|-------------|-----------|-----|
| CODE<br>NUMBER   | SIZE<br>CODE | LIST<br>PRICE                 | WT.<br>LBS. | PACKAGING |     |
|  |              |                               |             | BOX       | CTN |
| <br>IPS<br>217-LOH (1/4"-1")<br>2000 WOG<br>217 (1 1/4"-2")<br>1500 WOG | 014          | See<br>Current<br>BV<br>Sheet | 0.71        | 8         | 24  |
|  | 038          |                               | 0.71        | 8         | 24  |
|  | 012          |                               | 0.89        | 6         | 18  |
|  | 034          |                               | 1.22        | 6         | 18  |
|  | 100          |                               | 2.08        | 4         | 12  |
|  | 114          |                               | 2.20        | 30        | -   |
|  | 112          |                               | 3.63        | 16        | -   |
|  | 200          |                               | 5.67        | 12        | -   |


## REGULAR PORT • FIRE TESTED API 607 • NACE

| ASTM A216 Gr. WCB • MOUNTING PAD • 316 SS TRIM<br>L. OVAL HANDLE (1/4"-1") / L. LEVER HANDLE (1 1/4"-2")   |              |                               |             |           |     |
|--|--------------|-------------------------------|-------------|-----------|-----|
| CODE<br>NUMBER   | SIZE<br>CODE | LIST<br>PRICE                 | WT.<br>LBS. | PACKAGING |     |
|  |              |                               |             | BOX       | CTN |
| <br>IPS<br>219-LOH (1/4"-1")<br>2000 WOG<br>219 (1 1/4"-2")<br>1500 WOG | 014          | See<br>Current<br>BV<br>Sheet | 0.71        | 8         | 24  |
|  | 038          |                               | 0.71        | 8         | 24  |
|  | 012          |                               | 0.89        | 6         | 18  |
|  | 034          |                               | 1.22        | 6         | 18  |
|  | 100          |                               | 2.08        | 4         | 12  |
|  | 114          |                               | 2.20        | 30        | -   |
|  | 112          |                               | 3.63        | 16        | -   |
|  | 200          |                               | 5.67        | 12        | -   |

## REGULAR PORT • SEAL WELD • NACE

| ASTM A216 Gr. WCB • MOUNTING PAD • 316 SS TRIM<br>L. OVAL HANDLE (1/4"-1") / L. LEVER HANDLE (1 1/4"-2")   |              |                               |             |           |     |
|--|--------------|-------------------------------|-------------|-----------|-----|
| CODE<br>NUMBER   | SIZE<br>CODE | LIST<br>PRICE                 | WT.<br>LBS. | PACKAGING |     |
|  |              |                               |             | BOX       | CTN |
| <br>IPS<br>237-LOH (1/4"-1")<br>2000 WOG<br>237 (1 1/4"-2")<br>1500 WOG | 014          | See<br>Current<br>BV<br>Sheet | 0.71        | 8         | 24  |
|  | 038          |                               | 0.71        | 8         | 24  |
|  | 012          |                               | 0.89        | 6         | 18  |
|  | 034          |                               | 1.22        | 6         | 18  |
|  | 100          |                               | 2.08        | 4         | 12  |
|  | 114          |                               | 2.20        | 30        | -   |
|  | 112          |                               | 3.63        | 16        | -   |
|  | 200          |                               | 5.67        | 12        | -   |

## REGULAR PORT • SEAL WELD • FIRE TESTED API 607 • NACE


| ASTM A216 Gr. WCB • MOUNTING PAD • 316 SS TRIM<br>L. OVAL HANDLE (1/4"-1") / L. LEVER HANDLE (1 1/4"-2")   |              |                               |             |           |     |
|--|--------------|-------------------------------|-------------|-----------|-----|
| CODE<br>NUMBER   | SIZE<br>CODE | LIST<br>PRICE                 | WT.<br>LBS. | PACKAGING |     |
|  |              |                               |             | BOX       | CTN |
| <br>IPS<br>239-LOH (1/4"-1")<br>2000 WOG<br>239 (1 1/4"-2")<br>1500 WOG | 014          | See<br>Current<br>BV<br>Sheet | 0.71        | 8         | 24  |
|  | 038          |                               | 0.71        | 8         | 24  |
|  | 012          |                               | 0.89        | 6         | 18  |
|  | 034          |                               | 1.22        | 6         | 18  |
|  | 100          |                               | 2.08        | 4         | 12  |
|  | 114          |                               | 2.20        | 30        | -   |
|  | 112          |                               | 3.63        | 16        | -   |
|  | 200          |                               | 5.67        | 12        | -   |

# CARBON STEEL BALL VALVES

## THREE-PIECE BODY\*


### THREADED

#### REGULAR PORT • NACE

| ASTM A216 Gr. WCB • MOUNTING PAD • 316 SS TRIM<br>L. OVAL HANDLE (1/4"-1") /L. LEVER HANDLE (1 1/4"-2")   |           |                               |          |           |     |
|---|-----------|-------------------------------|----------|-----------|-----|
| CODE NUMBER   | SIZE CODE | LIST PRICE                    | WT. LBS. | PACKAGING |     |
|   |           |                               |          | BOX       | CTN |
| <br>317-LOH (1/4"~1")<br>1500 WOG<br>317 (1 1/4"~2")<br>1000 WOG | 014       | SEE FULL PORT FOR THESE SIZES |          |           |     |
|   | 038       | SEE FULL PORT FOR THESE SIZES |          |           |     |
|   | 012       |                               | 2.00     | 10        | -   |
|   | 034       |                               | 3.00     | 10        | -   |
|   | 100       | See Current BV Sheet          | 5.00     | 6         | -   |
|   | 114       |                               | 8.00     | 4         | -   |
|   | 112       |                               | 9.00     | 4         | -   |
|   | 200       |                               | 14.00    | 2         | -   |
|   | 212       |                               | 29.00    | 2         | -   |


### THREADED

#### REGULAR PORT • FIRE TESTED API 607 • NACE

| ASTM A216 Gr. WCB • MOUNTING PAD • 316 SS TRIM<br>L. OVAL HANDLE (1/4"-1") /L. LEVER HANDLE (1 1/4"-2")  |           |                               |          |           |     |
|--|-----------|-------------------------------|----------|-----------|-----|
| CODE NUMBER  | SIZE CODE | LIST PRICE                    | WT. LBS. | PACKAGING |     |
|  |           |                               |          | BOX       | CTN |
| <br>319-LOH (1/4"~1")<br>1500 WOG<br>319 (1 1/4"~2")<br>1000 WOG | 014       | SEE FULL PORT FOR THESE SIZES |          |           |     |
|  | 038       | SEE FULL PORT FOR THESE SIZES |          |           |     |
|  | 012       |                               | 2.00     | 10        | -   |
|  | 034       |                               | 3.00     | 10        | -   |
|  | 100       | See Current BV Sheet          | 5.00     | 6         | -   |
|  | 114       |                               | 8.00     | 4         | -   |
|  | 112       |                               | 9.00     | 4         | -   |
|  | 200       |                               | 14.00    | 2         | -   |
|  | 212       |                               | 29.00    | 2         | -   |


### SOCKETWELD

#### REGULAR PORT • NACE

| ASTM A216 Gr. WCB • MOUNTING PAD • 316 SS TRIM<br>L. OVAL HANDLE (1/4"-1") /L. LEVER HANDLE (1 1/4"-2")   |           |                               |          |           |     |
|---|-----------|-------------------------------|----------|-----------|-----|
| CODE NUMBER   | SIZE CODE | LIST PRICE                    | WT. LBS. | PACKAGING |     |
|   |           |                               |          | BOX       | CTN |
| <br>317S-LOH (1/4"~1")<br>1500 WOG<br>317S (1 1/4"~2")<br>1000 WOG | 014       | SEE FULL PORT FOR THESE SIZES |          |           |     |
|   | 038       | SEE FULL PORT FOR THESE SIZES |          |           |     |
|   | 012       |                               | 2.00     | 10        | -   |
|   | 034       |                               | 3.00     | 10        | -   |
|   | 100       | See Current BV Sheet          | 5.00     | 6         | -   |
|   | 114       |                               | 8.00     | 4         | -   |
|   | 112       |                               | 9.00     | 4         | -   |
|   | 200       |                               | 14.00    | 2         | -   |
|   | 212       |                               | 29.00    | 2         | -   |


### SOCKETWELD

#### REGULAR PORT • FIRE TESTED API 607 • NACE

| ASTM A216 Gr. WCB • MOUNTING PAD • 316 SS TRIM<br>L. OVAL HANDLE (1/4"-1") /L. LEVER HANDLE (1 1/4"-2")  |           |                               |          |           |     |
|--|-----------|-------------------------------|----------|-----------|-----|
| CODE NUMBER  | SIZE CODE | LIST PRICE                    | WT. LBS. | PACKAGING |     |
|  |           |                               |          | BOX       | CTN |
| <br>319S-LOH (1/4"~1")<br>1500 WOG<br>319S (1 1/4"~2")<br>1000 WOG | 014       | SEE FULL PORT FOR THESE SIZES |          |           |     |
|  | 038       | SEE FULL PORT FOR THESE SIZES |          |           |     |
|  | 012       |                               | 2.00     | 10        | -   |
|  | 034       |                               | 3.00     | 10        | -   |
|  | 100       | See Current BV Sheet          | 5.00     | 6         | -   |
|  | 114       |                               | 8.00     | 4         | -   |
|  | 112       |                               | 9.00     | 4         | -   |
|  | 200       |                               | 14.00    | 2         | -   |
|  | 212       |                               | 29.00    | 2         | -   |


### BUTTWELD

#### REGULAR PORT • NACE

| ASTM A216 Gr. WCB • MOUNTING PAD • 316 SS TRIM<br>L. OVAL HANDLE (1/4"-1") /L. LEVER HANDLE (1 1/4"-2")   |           |                               |          |           |     |
|---|-----------|-------------------------------|----------|-----------|-----|
| CODE NUMBER   | SIZE CODE | LIST PRICE                    | WT. LBS. | PACKAGING |     |
|   |           |                               |          | BOX       | CTN |
| <br>317B-LOH (1/4"~1")<br>1500 WOG<br>317B (1 1/4"~2")<br>1000 WOG | 014       | SEE FULL PORT FOR THESE SIZES |          |           |     |
|   | 038       | SEE FULL PORT FOR THESE SIZES |          |           |     |
|   | 012       |                               | 2.00     | 10        | -   |
|   | 034       |                               | 3.00     | 10        | -   |
|   | 100       | See Current BV Sheet          | 5.00     | 6         | -   |
|   | 114       |                               | 8.00     | 4         | -   |
|   | 112       |                               | 9.00     | 4         | -   |
|   | 200       |                               | 14.00    | 2         | -   |
|   | 212       |                               | 28.00    | 2         | -   |

### BUTTWELD

#### REGULAR PORT • FIRE TESTED API 607 • NACE

| ASTM A216 Gr. WCB • MOUNTING PAD • 316 SS TRIM<br>L. OVAL HANDLE (1/4"-1") /L. LEVER HANDLE (1 1/4"-2")  |           |                               |          |           |     |
|--|-----------|-------------------------------|----------|-----------|-----|
| CODE NUMBER  | SIZE CODE | LIST PRICE                    | WT. LBS. | PACKAGING |     |
|  |           |                               |          | BOX       | CTN |
| <br>319B-LOH (1/4"~1")<br>1500 WOG<br>319B (1 1/4"~2")<br>1000 WOG | 014       | SEE FULL PORT FOR THESE SIZES |          |           |     |
|  | 038       | SEE FULL PORT FOR THESE SIZES |          |           |     |
|  | 012       |                               | 2.00     | 10        | -   |
|  | 034       |                               | 3.00     | 10        | -   |
|  | 100       | See Current BV Sheet          | 5.00     | 6         | -   |
|  | 114       |                               | 8.00     | 4         | -   |
|  | 112       |                               | 9.00     | 4         | -   |
|  | 200       |                               | 14.00    | 2         | -   |
|  | 212       |                               | 28.00    | 2         | -   |


\*Spare set of body gaskets is provided on Socket Weld and Butt Weld End 3-piece valves as standard.

# CARBON STEEL BALL VALVES

## THREE-PIECE BODY\*


### THREADED

#### FULL PORT • NACE

| ASTM A216 Gr. WCB • MOUNTING PAD • 316 SS TRIM<br>L. OVAL HANDLE (1/4-1") /L. LEVER HANDLE (1 1/4-2")   |           |                |          |           |     |
|---|-----------|----------------|----------|-----------|-----|
| CODE NUMBER   | SIZE CODE | LIST PRICE     | WT. LBS. | PACKAGING |     |
|   |           |                |          | BOX       | CTN |
| <br>317F-LOH (1/4~1")<br>1500 WOG<br>317F (1 1/4~2")<br>1000 WOG | 014       | See<br>Current | 2.00     | 10        | -   |
|   | 038       |                | 2.00     | 10        | -   |
|   | 012       |                | 3.00     | 10        | -   |
|   | 034       | BV             | 5.00     | 6         | -   |
|   | 100       | Sheet          | 8.25     | 4         | -   |
|   | 114       |                | 9.00     | 4         | -   |
|   | 112       |                | 15.00    | 2         | -   |
| 200   |           | 29.00          | 2        | -         |     |


### THREADED

#### FULL PORT • FIRE TESTED API 607 • NACE

| ASTM A216 Gr. WCB • MOUNTING PAD • 316 SS TRIM<br>L. OVAL HANDLE (1/4-1") /L. LEVER HANDLE (1 1/4-2")   |           |                |          |           |     |
|---|-----------|----------------|----------|-----------|-----|
| CODE NUMBER   | SIZE CODE | LIST PRICE     | WT. LBS. | PACKAGING |     |
|   |           |                |          | BOX       | CTN |
| <br>319F-LOH (1/4~1")<br>1500 WOG<br>319F (1 1/4~2")<br>1000 WOG | 014       | See<br>Current | 2.00     | 10        | -   |
|   | 038       |                | 2.00     | 10        | -   |
|   | 012       |                | 3.00     | 10        | -   |
|   | 034       | BV             | 5.00     | 6         | -   |
|   | 100       | Sheet          | 8.25     | 4         | -   |
|   | 114       |                | 9.00     | 4         | -   |
|   | 112       |                | 15.00    | 2         | -   |
| 200   |           | 29.00          | 2        | -         |     |


### SOCKETWELD

#### FULL PORT • NACE

| ASTM A216 Gr. WCB • MOUNTING PAD • 316 SS TRIM<br>L. OVAL HANDLE (1/4-1") /L. LEVER HANDLE (1 1/4-2")   |           |                |          |           |     |
|---|-----------|----------------|----------|-----------|-----|
| CODE NUMBER   | SIZE CODE | LIST PRICE     | WT. LBS. | PACKAGING |     |
|   |           |                |          | BOX       | CTN |
| <br>317FS-LOH (1/4~1")<br>1500 WOG<br>317FS (1 1/4~2")<br>1000 WOG | 014       | See<br>Current | 2.00     | 10        | -   |
|   | 038       |                | 2.00     | 10        | -   |
|   | 012       |                | 3.00     | 10        | -   |
|   | 034       | BV             | 5.00     | 6         | -   |
|   | 100       | Sheet          | 8.33     | 3         | -   |
|   | 114       |                | 9.00     | 4         | -   |
|   | 112       |                | 15.00    | 2         | -   |
| 200   |           | 29.00          | 2        | -         |     |


### SOCKETWELD

#### FULL PORT • FIRE TESTED API 607 • NACE

| ASTM A216 Gr. WCB • MOUNTING PAD • 316 SS TRIM<br>L. OVAL HANDLE (1/4-1") /L. LEVER HANDLE (1 1/4-2")   |           |                |          |           |     |
|---|-----------|----------------|----------|-----------|-----|
| CODE NUMBER   | SIZE CODE | LIST PRICE     | WT. LBS. | PACKAGING |     |
|   |           |                |          | BOX       | CTN |
| <br>319FS-LOH (1/4~1")<br>1500 WOG<br>319FS (1 1/4~2")<br>1000 WOG | 014       | See<br>Current | 2.00     | 10        | -   |
|   | 038       |                | 2.00     | 10        | -   |
|   | 012       |                | 3.00     | 10        | -   |
|   | 034       | BV             | 5.00     | 6         | -   |
|   | 100       | Sheet          | 8.33     | 3         | -   |
|   | 114       |                | 9.00     | 4         | -   |
|   | 112       |                | 15.00    | 2         | -   |
| 200   |           | 29.00          | 2        | -         |     |


### BUTTWELD

#### FULL PORT • NACE

| ASTM A216 Gr. WCB • MOUNTING PAD • 316 SS TRIM<br>L. OVAL HANDLE (1/4-1") /L. LEVER HANDLE (1 1/4-2")   |           |                |          |           |     |
|---|-----------|----------------|----------|-----------|-----|
| CODE NUMBER   | SIZE CODE | LIST PRICE     | WT. LBS. | PACKAGING |     |
|   |           |                |          | BOX       | CTN |
| <br>317FB-LOH (1/4~1")<br>1500 WOG<br>317FB (1 1/4~2")<br>1000 WOG | 014       | See<br>Current | 2.00     | 10        | -   |
|   | 038       |                | 2.00     | 10        | -   |
|   | 012       |                | 3.00     | 10        | -   |
|   | 034       | BV             | 5.00     | 6         | -   |
|   | 100       | Sheet          | 8.00     | 3         | -   |
|   | 114       |                | 9.00     | 4         | -   |
|   | 112       |                | 14.00    | 2         | -   |
| 200   |           | 28.00          | 2        | -         |     |

### BUTTWELD

#### FULL PORT • FIRE TESTED API 607 • NACE


| ASTM A216 Gr. WCB • MOUNTING PAD • 316 SS TRIM<br>L. OVAL HANDLE (1/4-1") /L. LEVER HANDLE (1 1/4-2")   |           |                |          |           |     |
|---|-----------|----------------|----------|-----------|-----|
| CODE NUMBER   | SIZE CODE | LIST PRICE     | WT. LBS. | PACKAGING |     |
|   |           |                |          | BOX       | CTN |
| <br>319FB-LOH (1/4~1")<br>1500 WOG<br>319FB (1 1/4~2")<br>1000 WOG | 014       | See<br>Current | 2.00     | 10        | -   |
|   | 038       |                | 2.00     | 10        | -   |
|   | 012       |                | 3.00     | 10        | -   |
|   | 034       | BV             | 5.00     | 6         | -   |
|   | 100       | Sheet          | 8.00     | 3         | -   |
|   | 114       |                | 9.00     | 4         | -   |
|   | 112       |                | 14.00    | 2         | -   |
| 200   |           | 28.00          | 2        | -         |     |

\*Spare set of body gaskets is provided on Socket Weld and Butt Weld End 3-piece valves as standard.




# STAINLESS STEEL BALL VALVES

## ONE-PIECE BODY


| ASTM A351 Gr. CF8M • REDUCED PORT • 316 SS TRIM<br>SS LEVER HANDLE • 600 WOG                   |              |                               |             |           |     |
|--|--------------|-------------------------------|-------------|-----------|-----|
| CODE<br>NUMBER   | SIZE<br>CODE | LIST<br>PRICE                 | WT.<br>LBS. | PACKAGING |     |
|  |              |                               |             | BOX       | CTN |
| <br>52<br>IPS | 014          | See<br>Current<br>BV<br>Sheet | 0.18        | 20        | 120 |
|  | 038          |                               | 0.27        | 20        | 120 |
|  | 012          |                               | 0.43        | 20        | 120 |
|  | 034          |                               | 0.64        | 16        | 96  |
|  | 100          |                               | 1.00        | 9         | 54  |
|  | 114          |                               | 1.63        | 8         | 32  |
|  | 112          |                               | 1.96        | 6         | 24  |
|  | 200          |                               | 3.25        | 4         | 16  |


## FIRE TESTED API 607 • NACE

| ASTM A351 Gr. CF8M • REDUCED PORT • MOUNTING PAD*<br>L. OVAL HANDLE (1/4"-1") / L. LEVER HANDLE (1 1/4"-2") |                               |                               |             |           |     |    |
|---|-------------------------------|-------------------------------|-------------|-----------|-----|----|
| CODE<br>NUMBER  | SIZE<br>CODE                  | LIST<br>PRICE                 | WT.<br>LBS. | PACKAGING |     |    |
|   |                               |                               |             | BOX       | CTN |    |
| <br>IPS                   | 014                           | See<br>Current<br>BV<br>Sheet | 0.35        | 8         | 24  |    |
|   | 038                           |                               | 0.37        | 8         | 24  |    |
|   | 012                           |                               | 0.62        | 8         | 24  |    |
|   | 034                           |                               | 0.86        | 8         | 24  |    |
|   | 129-LOH (1/4"~1")<br>2000 WOG |                               | 100         | 1.21      | 8   | 24 |
|   | 114                           |                               | 1.92        | 30        | -   |    |
|   | 129 (1 1/4"~2")<br>1500 WOG   |                               | 112         | 2.84      | 18  | -  |
|   | 200                           |                               | 4.26        | 10        | -   |    |


\*NOTE: Exception - 1/4" & 3/8"

## TWO-PIECE BODY


| ASTM A351 Gr. CF8M • REGULAR PORT • MOUNTING PAD<br>LOCKING LEVER HANDLE                 |                            |                               |             |           |     |    |
|--|----------------------------|-------------------------------|-------------|-----------|-----|----|
| CODE<br>NUMBER   | SIZE<br>CODE               | LIST<br>PRICE                 | WT.<br>LBS. | PACKAGING |     |    |
|  |                            |                               |             | BOX       | CTN |    |
| <br>IPS | 014                        | See<br>Current<br>BV<br>Sheet | 0.61        | 10        | 80  |    |
|  | 038                        |                               | 0.58        | 10        | 80  |    |
|  | 012                        |                               | 0.67        | 10        | 60  |    |
|  | 034                        |                               | 1.25        | 8         | 48  |    |
|  | 39 (1/4"~1")<br>2000 WOG   |                               | 100         | 1.69      | 8   | 32 |
|  | 114                        |                               | 2.56        | 4         | 16  |    |
|  | 39 (1 1/4"~2")<br>1500 WOG |                               | 112         | 3.75      | 2   | 12 |
|  | 200                        |                               | 6.67        | 2         | 6   |    |

| ASTM A351 Gr. CF8M • FULL PORT • 316 SS TRIM<br>SS LEVER HANDLE • 800 WOG                        |              |                               |             |           |     |
|--|--------------|-------------------------------|-------------|-----------|-----|
| CODE<br>NUMBER   | SIZE<br>CODE | LIST<br>PRICE                 | WT.<br>LBS. | PACKAGING |     |
|  |              |                               |             | BOX       | CTN |
| <br>53F<br>IPS | 014          | See<br>Current<br>BV<br>Sheet | -           | -         | -   |
|  | 038          |                               | -           | -         | -   |
|  | 012          |                               | 0.88        | 8         | -   |
|  | 034          |                               | 1.38        | 8         | -   |
|  | 100          |                               | 2.00        | 6         | -   |
|  | 114          |                               | 2.67        | 6         | -   |
|  | 112          |                               | 4.50        | 2         | -   |
|  | 200          |                               | 7.50        | 2         | -   |


## REDUCED PORT • NACE

| ASTM A351 Gr. CF8M • MOUNTING PAD<br>L. OVAL HANDLE (1/4"-1") / L. LEVER HANDLE (1 1/4"-2") |                               |                               |             |           |     |    |
|---|-------------------------------|-------------------------------|-------------|-----------|-----|----|
| CODE<br>NUMBER  | SIZE<br>CODE                  | LIST<br>PRICE                 | WT.<br>LBS. | PACKAGING |     |    |
|   |                               |                               |             | BOX       | CTN |    |
| <br>IPS  | 014                           | See<br>Current<br>BV<br>Sheet | 0.71        | 8         | 24  |    |
|   | 038                           |                               | 0.71        | 8         | 24  |    |
|   | 012                           |                               | 0.89        | 6         | 18  |    |
|   | 034                           |                               | 1.22        | 6         | 18  |    |
|   | 227-LOH (1/4"~1")<br>2000 WOG |                               | 100         | 2.08      | 4   | 12 |
|   | 114                           |                               | 2.20        | 30        | -   |    |
|   | 227 (1 1/4"~2")<br>1500 WOG   |                               | 112         | 3.63      | 16  | -  |
|   | 200                           |                               | 5.67        | 12        | -   |    |


## REGULAR PORT • FIRE TESTED API 607 • NACE

| ASTM A351 Gr. CF8M • MOUNTING PAD<br>L. OVAL HANDLE (1/4"-1") / L. LEVER HANDLE (1 1/4"-2") |                               |                               |             |           |     |    |
|---|-------------------------------|-------------------------------|-------------|-----------|-----|----|
| CODE<br>NUMBER  | SIZE<br>CODE                  | LIST<br>PRICE                 | WT.<br>LBS. | PACKAGING |     |    |
|   |                               |                               |             | BOX       | CTN |    |
| <br>IPS | 014                           | See<br>Current<br>BV<br>Sheet | 0.71        | 8         | 24  |    |
|   | 038                           |                               | 0.71        | 8         | 24  |    |
|   | 012                           |                               | 0.89        | 6         | 18  |    |
|   | 034                           |                               | 1.22        | 6         | 18  |    |
|   | 229-LOH (1/4"~1")<br>2000 WOG |                               | 100         | 2.08      | 4   | 12 |
|   | 114                           |                               | 2.20        | 30        | -   |    |
|   | 229 (1 1/4"~2")<br>1500 WOG   |                               | 112         | 3.63      | 16  | -  |
|   | 200                           |                               | 5.67        | 12        | -   |    |

## REGULAR PORT • SEAL WELD • NACE

| ASTM A351 Gr. CF8M • MOUNTING PAD<br>L. OVAL HANDLE (1/4"-1") / L. LEVER HANDLE (1 1/4"-2") |                               |                               |             |           |     |    |
|---|-------------------------------|-------------------------------|-------------|-----------|-----|----|
| CODE<br>NUMBER  | SIZE<br>CODE                  | LIST<br>PRICE                 | WT.<br>LBS. | PACKAGING |     |    |
|   |                               |                               |             | BOX       | CTN |    |
| <br>IPS  | 014                           | See<br>Current<br>BV<br>Sheet | 0.71        | 8         | 24  |    |
|   | 038                           |                               | 0.71        | 8         | 24  |    |
|   | 012                           |                               | 0.89        | 6         | 18  |    |
|   | 034                           |                               | 1.22        | 6         | 18  |    |
|   | 247-LOH (1/4"~1")<br>2000 WOG |                               | 100         | 2.08      | 4   | 12 |
|   | 114                           |                               | 2.20        | 30        | -   |    |
|   | 247 (1 1/4"~2")<br>1500 WOG   |                               | 112         | 3.63      | 16  | -  |
|   | 200                           |                               | 5.67        | 12        | -   |    |

## REGULAR PORT • SEAL WELD • FIRE TESTED API 607 • NACE


| ASTM A351 Gr. CF8M • MOUNTING PAD<br>L. OVAL HANDLE (1/4"-1") / L. LEVER HANDLE (1 1/4"-2") |                               |                               |             |           |     |    |
|---|-------------------------------|-------------------------------|-------------|-----------|-----|----|
| CODE<br>NUMBER  | SIZE<br>CODE                  | LIST<br>PRICE                 | WT.<br>LBS. | PACKAGING |     |    |
|   |                               |                               |             | BOX       | CTN |    |
| <br>IPS | 014                           | See<br>Current<br>BV<br>Sheet | 0.71        | 8         | 24  |    |
|   | 038                           |                               | 0.71        | 8         | 24  |    |
|   | 012                           |                               | 0.89        | 6         | 18  |    |
|   | 034                           |                               | 1.22        | 6         | 18  |    |
|   | 249-LOH (1/4"~1")<br>2000 WOG |                               | 100         | 2.08      | 4   | 12 |
|   | 114                           |                               | 2.20        | 30        | -   |    |
|   | 249 (1 1/4"~2")<br>1500 WOG   |                               | 112         | 3.63      | 16  | -  |
|   | 200                           |                               | 5.67        | 12        | -   |    |

# STAINLESS STEEL BALL VALVES

## THREE-PIECE BODY\*


### THREADED

#### REGULAR PORT • NACE

| ASTM A351 Gr. CF8M • MOUNTING PAD<br>L. OVAL HANDLE (1/4"-1") / L. LEVER HANDLE (1 1/4"-2")   |           |                               |          |           |     |
|---|-----------|-------------------------------|----------|-----------|-----|
| CODE NUMBER   | SIZE CODE | LIST PRICE                    | WT. LBS. | PACKAGING |     |
|   |           |                               |          | BOX       | CTN |
| <br>327-LOH (1/4"~1")<br>1500 WOG<br>327 (1 1/4"~2")<br>1000 WOG | 014       | SEE FULL PORT FOR THESE SIZES |          |           |     |
|   | 038       | SEE FULL PORT FOR THESE SIZES |          |           |     |
|   | 012       |                               | 2.00     | 10        | -   |
|   | 034       |                               | 3.00     | 10        | -   |
|   | 100       | See Current BV Sheet          | 5.00     | 6         | -   |
|   | 114       |                               | 8.00     | 4         | -   |
|   | 112       |                               | 9.00     | 4         | -   |
|   | 200       |                               | 14.00    | 2         | -   |
|   | 212       |                               | 29.00    | 2         | -   |


### THREADED

#### REGULAR PORT • FIRE TESTED API 607 • NACE

| ASTM A351 Gr. CF8M • MOUNTING PAD<br>L. OVAL HANDLE (1/4"-1") / L. LEVER HANDLE (1 1/4"-2")   |           |                               |          |           |     |
|---|-----------|-------------------------------|----------|-----------|-----|
| CODE NUMBER   | SIZE CODE | LIST PRICE                    | WT. LBS. | PACKAGING |     |
|   |           |                               |          | BOX       | CTN |
| <br>329-LOH (1/4"~1")<br>1500 WOG<br>329 (1 1/4"~2")<br>1000 WOG | 014       | SEE FULL PORT FOR THESE SIZES |          |           |     |
|   | 038       | SEE FULL PORT FOR THESE SIZES |          |           |     |
|   | 012       |                               | 2.00     | 10        | -   |
|   | 034       |                               | 3.00     | 10        | -   |
|   | 100       | See Current BV Sheet          | 5.00     | 6         | -   |
|   | 114       |                               | 8.00     | 4         | -   |
|   | 112       |                               | 9.00     | 4         | -   |
|   | 200       |                               | 14.00    | 2         | -   |
|   | 212       |                               | 29.00    | 2         | -   |


### SOCKETWELD

#### REGULAR PORT • NACE

| ASTM A351 Gr. CF8M • MOUNTING PAD<br>L. OVAL HANDLE (1/4"-1") / L. LEVER HANDLE (1 1/4"-2")   |           |                               |          |           |     |
|---|-----------|-------------------------------|----------|-----------|-----|
| CODE NUMBER   | SIZE CODE | LIST PRICE                    | WT. LBS. | PACKAGING |     |
|   |           |                               |          | BOX       | CTN |
| <br>327S-LOH (1/4"~1")<br>1500 WOG<br>327S (1 1/4"~2")<br>1000 WOG | 014       | SEE FULL PORT FOR THESE SIZES |          |           |     |
|   | 038       | SEE FULL PORT FOR THESE SIZES |          |           |     |
|   | 012       |                               | 2.00     | 10        | -   |
|   | 034       |                               | 3.00     | 10        | -   |
|   | 100       | See Current BV Sheet          | 5.00     | 6         | -   |
|   | 114       |                               | 8.00     | 4         | -   |
|   | 112       |                               | 9.00     | 4         | -   |
|   | 200       |                               | 14.00    | 2         | -   |
|   | 212       |                               | 29.00    | 2         | -   |


### SOCKETWELD

#### REGULAR PORT • FIRE TESTED API 607 • NACE

| ASTM A351 Gr. CF8M • MOUNTING PAD<br>L. OVAL HANDLE (1/4"-1") / L. LEVER HANDLE (1 1/4"-2")   |           |                               |          |           |     |
|---|-----------|-------------------------------|----------|-----------|-----|
| CODE NUMBER   | SIZE CODE | LIST PRICE                    | WT. LBS. | PACKAGING |     |
|   |           |                               |          | BOX       | CTN |
| <br>329S-LOH (1/4"~1")<br>1500 WOG<br>329S (1 1/4"~2")<br>1000 WOG | 014       | SEE FULL PORT FOR THESE SIZES |          |           |     |
|   | 038       | SEE FULL PORT FOR THESE SIZES |          |           |     |
|   | 012       |                               | 2.00     | 10        | -   |
|   | 034       |                               | 3.00     | 10        | -   |
|   | 100       | See Current BV Sheet          | 5.00     | 6         | -   |
|   | 114       |                               | 8.00     | 4         | -   |
|   | 112       |                               | 9.00     | 4         | -   |
|   | 200       |                               | 14.00    | 2         | -   |
|   | 212       |                               | 29.00    | 2         | -   |


### BUTTWELD

#### REGULAR PORT • NACE

| ASTM A351 Gr. CF8M • MOUNTING PAD<br>L. OVAL HANDLE (1/4"-1") / L. LEVER HANDLE (1 1/4"-2")   |           |                               |          |           |     |
|---|-----------|-------------------------------|----------|-----------|-----|
| CODE NUMBER   | SIZE CODE | LIST PRICE                    | WT. LBS. | PACKAGING |     |
|   |           |                               |          | BOX       | CTN |
| <br>327B-LOH (1/4"~1")<br>1500 WOG<br>327B (1 1/4"~2")<br>1000 WOG | 014       | SEE FULL PORT FOR THESE SIZES |          |           |     |
|   | 038       | SEE FULL PORT FOR THESE SIZES |          |           |     |
|   | 012       |                               | 2.00     | 10        | -   |
|   | 034       |                               | 3.00     | 10        | -   |
|   | 100       | See Current BV Sheet          | 5.00     | 6         | -   |
|   | 114       |                               | 7.50     | 6         | -   |
|   | 112       |                               | 9.00     | 4         | -   |
|   | 200       |                               | 14.00    | 2         | -   |
|   | 212       |                               | 28.00    | 2         | -   |

### BUTTWELD

#### REGULAR PORT • FIRE TESTED API 607 • NACE

| ASTM A351 Gr. CF8M • MOUNTING PAD<br>L. OVAL HANDLE (1/4"-1") / L. LEVER HANDLE (1 1/4"-2")   |           |                               |          |           |     |
|---|-----------|-------------------------------|----------|-----------|-----|
| CODE NUMBER   | SIZE CODE | LIST PRICE                    | WT. LBS. | PACKAGING |     |
|   |           |                               |          | BOX       | CTN |
| <br>329B-LOH (1/4"~1")<br>1500 WOG<br>329B (1 1/4"~2")<br>1000 WOG | 014       | SEE FULL PORT FOR THESE SIZES |          |           |     |
|   | 038       | SEE FULL PORT FOR THESE SIZES |          |           |     |
|   | 012       |                               | 2.00     | 10        | -   |
|   | 034       |                               | 3.00     | 10        | -   |
|   | 100       | See Current BV Sheet          | 5.00     | 6         | -   |
|   | 114       |                               | 7.50     | 6         | -   |
|   | 112       |                               | 9.00     | 4         | -   |
|   | 200       |                               | 14.00    | 2         | -   |
|   | 212       |                               | 28.00    | 2         | -   |


\*Spare set of body gaskets is provided on Socket Weld and Butt Weld End 3-piece valves as standard.

# STAINLESS STEEL BALL VALVES

## THREE-PIECE BODY\*


### THREADED

#### FULL PORT • NACE

| ASTM A351 Gr. CF8M • MOUNTING PAD<br>L. OVAL HANDLE (1/4-1") / L. LEVER HANDLE (1 1/4-2")                           |           |                               |          |           |     |
|---|-----------|-------------------------------|----------|-----------|-----|
| CODE NUMBER   | SIZE CODE | LIST PRICE                    | WT. LBS. | PACKAGING |     |
|   |           |                               |          | BOX       | CTN |
| <br>327F-LOH (1/4"-1")<br>1500 WOG | 014       | See<br>Current<br>BV<br>Sheet | 2.00     | 10        | -   |
|   | 038       |                               | 2.00     | 10        | -   |
|   | 012       |                               | 3.00     | 10        | -   |
|   | 034       |                               | 5.00     | 6         | -   |
|   | 100       |                               | 8.25     | 4         | -   |
|   | 114       |                               | 9.00     | 4         | -   |
|   | 112       |                               | 15.00    | 2         | -   |
| 327F (1 1/4"-2")<br>1000 WOG  | 200       | 28.00                         | 2        | -         |     |


### THREADED

#### FULL PORT • FIRE TESTED API 607 • NACE

| ASTM A351 Gr. CF8M • MOUNTING PAD<br>L. OVAL HANDLE (1/4-1") / L. LEVER HANDLE (1 1/4-2")                            |           |                               |          |           |     |
|--|-----------|-------------------------------|----------|-----------|-----|
| CODE NUMBER  | SIZE CODE | LIST PRICE                    | WT. LBS. | PACKAGING |     |
|  |           |                               |          | BOX       | CTN |
| <br>329F-LOH (1/4"-1")<br>1500 WOG | 014       | See<br>Current<br>BV<br>Sheet | 2.00     | 10        | -   |
|  | 038       |                               | 2.00     | 10        | -   |
|  | 012       |                               | 3.00     | 10        | -   |
|  | 034       |                               | 5.00     | 6         | -   |
|  | 100       |                               | 8.25     | 4         | -   |
|  | 114       |                               | 9.00     | 4         | -   |
|  | 112       |                               | 15.00    | 2         | -   |
| 329F (1 1/4"-2")<br>1000 WOG   | 200       | 28.00                         | 2        | -         |     |


### SOCKETWELD

#### FULL PORT • NACE

| ASTM A351 Gr. CF8M • MOUNTING PAD<br>L. OVAL HANDLE (1/4-1") / L. LEVER HANDLE (1 1/4-2")                              |           |                               |          |           |     |
|--|-----------|-------------------------------|----------|-----------|-----|
| CODE NUMBER  | SIZE CODE | LIST PRICE                    | WT. LBS. | PACKAGING |     |
|  |           |                               |          | BOX       | CTN |
| <br>327FS-LOH (1/4"-1")<br>1500 WOG | 014       | See<br>Current<br>BV<br>Sheet | 2.00     | 10        | -   |
|  | 038       |                               | 2.00     | 10        | -   |
|  | 012       |                               | 3.00     | 10        | -   |
|  | 034       |                               | 5.00     | 6         | -   |
|  | 100       |                               | 8.25     | 3         | -   |
|  | 114       |                               | 9.75     | 4         | -   |
|  | 112       |                               | 15.00    | 2         | -   |
| 327FS (1 1/4"-2")<br>1000 WOG  | 200       | 29.00                         | 2        | -         |     |


### SOCKETWELD

#### FULL PORT • FIRE TESTED API 607 • NACE

| ASTM A351 Gr. CF8M • MOUNTING PAD<br>L. OVAL HANDLE (1/4-1") / L. LEVER HANDLE (1 1/4-2")                               |           |                               |          |           |     |
|---|-----------|-------------------------------|----------|-----------|-----|
| CODE NUMBER   | SIZE CODE | LIST PRICE                    | WT. LBS. | PACKAGING |     |
|   |           |                               |          | BOX       | CTN |
| <br>329FS-LOH (1/4"-1")<br>1500 WOG | 014       | See<br>Current<br>BV<br>Sheet | 2.00     | 10        | -   |
|   | 038       |                               | 2.00     | 10        | -   |
|   | 012       |                               | 3.00     | 10        | -   |
|   | 034       |                               | 5.00     | 6         | -   |
|   | 100       |                               | 8.25     | 3         | -   |
|   | 114       |                               | 9.75     | 4         | -   |
|   | 112       |                               | 15.00    | 2         | -   |
| 329FS (1 1/4"-2")<br>1000 WOG   | 200       | 29.00                         | 2        | -         |     |


### BUTTWELD

#### FULL PORT • NACE

| ASTM A351 Gr. CF8M • MOUNTING PAD<br>L. OVAL HANDLE (1/4-1") / L. LEVER HANDLE (1 1/4-2")                              |           |                               |          |           |     |
|--|-----------|-------------------------------|----------|-----------|-----|
| CODE NUMBER  | SIZE CODE | LIST PRICE                    | WT. LBS. | PACKAGING |     |
|  |           |                               |          | BOX       | CTN |
| <br>327FB-LOH (1/4"-1")<br>1500 WOG | 014       | See<br>Current<br>BV<br>Sheet | 2.00     | 10        | -   |
|  | 038       |                               | 2.00     | 10        | -   |
|  | 012       |                               | 2.00     | 10        | -   |
|  | 034       |                               | 3.00     | 10        | -   |
|  | 100       |                               | 8.00     | 3         | -   |
|  | 114       |                               | 9.00     | 4         | -   |
|  | 112       |                               | 14.00    | 2         | -   |
| 327FB (1 1/4"-2")<br>1000 WOG  | 200       | 28.00                         | 2        | -         |     |

### BUTTWELD

#### FULL PORT • FIRE TESTED API 607 • NACE

| ASTM A351 Gr. CF8M • MOUNTING PAD<br>L. OVAL HANDLE (1/4-1") / L. LEVER HANDLE (1 1/4-2")                               |           |                               |          |           |     |
|---|-----------|-------------------------------|----------|-----------|-----|
| CODE NUMBER   | SIZE CODE | LIST PRICE                    | WT. LBS. | PACKAGING |     |
|   |           |                               |          | BOX       | CTN |
| <br>329FB-LOH (1/4"-1")<br>1500 WOG | 014       | See<br>Current<br>BV<br>Sheet | 2.00     | 10        | -   |
|   | 038       |                               | 2.00     | 10        | -   |
|   | 012       |                               | 2.00     | 10        | -   |
|   | 034       |                               | 3.00     | 10        | -   |
|   | 100       |                               | 8.00     | 3         | -   |
|   | 114       |                               | 9.00     | 4         | -   |
|   | 112       |                               | 14.00    | 2         | -   |
| 329FB (1 1/4"-2")<br>1000 WOG   | 200       | 28.00                         | 2        | -         |     |

\*Spare set of body gaskets is provided on Socket Weld and Butt Weld End 3-piece valves as standard.

# OPTIONS & ACCESSORIES FOR BALL VALVES

## 58 & 59 Series

| OPTION  | CODE NO. | SIZES       | SPECIFY    | LIST PRICE | LIST PRICE INSTALLED |
|---|----------|-------------|------------|------------|----------------------|
| <b>Extension Stem</b>                         | 58/59    | 1/4" - 3/4" | EL-600     | \$ 15.15   | \$ 18.25             |
|   |          | 1" - 1 1/4" | EL-601     | 18.70      | 21.80                |
|   |          | 1 1/2" - 2" | EL-602     | 23.20      | 26.30                |
|   |          | 2 1/2" - 4" | EL-604     | 69.20      | 72.30                |
| <b>Memory Stop Plate</b>                      | 58/59    | 1/4" - 3/4" | MS-600     | 2.20       | 5.30                 |
|   |          | 1" - 1 1/4" | MS-601     | 2.45       | 5.55                 |
|   |          | 1 1/2" - 2" | MS-602     | 2.90       | 6.00                 |
| <b>Lever Handle</b>                           | 58/59    | 1/4" - 3/8" | LH(Code #) | 7.80       | —                    |
|   |          | 1/2" - 3/4" |            | 10.00      |                      |
|   |          | 1" - 1 1/4" |            | 11.25      |                      |
|   |          | 1 1/2" - 2" |            | 12.50      |                      |
|   |          | 2 1/2"      |            | 19.85      |                      |
| 3" - 4"                                       | 77.60    |             |            |            |                      |
| <b>Stainless Lever &amp; Nut<br/>(304 SS)</b> | 58/59    | 1/4" - 3/4" | SSL-600    | 4.85       | 7.95                 |
|   |          | 1" - 1 1/4" | SSL-601    | 7.80       | 10.90                |
|   |          | 1 1/2" - 2" | SSL-602    | 10.75      | 13.85                |
| <b>Oval Handle</b>                            | 58/59    | 1/4" - 3/4" | OH-600     | 17.05      | 20.15                |
|   |          | 1" - 1 1/4" | OH-601     | 23.95      | 27.05                |
|   |          | 1 1/2" - 2" | OH-602     | 26.00      | 29.10                |
| <b>Wing Handle</b>                            | 58/59    | 1/4" - 3/4" | WH-600     | 5.90       | 9.00                 |
|   |          | 1" - 1 1/4" | WH-601     | 10.80      | 13.90                |
|   |          | 1 1/2" - 2" | WH-602     | 18.30      | 21.40                |

# OPTIONS & ACCESSORIES FOR BALL VALVES

| OPTION                                  | VALVE SERIES CODE NO. | SIZES           | SPECIFY      | LIST PRICE | LIST PRICE INSTALLED |
|---|-----------------------|-----------------|--------------|------------|----------------------|
| <b>Insulated Stem Extension</b>         | 68/69<br>62           | 1/4" - 1/2"     | ISE-1        | \$ 29.00   | \$ 32.10             |
|   |                       | 3/4"            | ISE-2        | 29.00      | 32.10                |
|   |                       | 1" - 1 1/4"     | ISE-3        | 32.65      | 35.75                |
|   |                       | 1 1/2" - 2"     | ISE-4        | 61.75      | 64.85                |
| <b>Memory Stop</b>                      | 68/69<br>62           | 1/4" - 3/4"     | MS-1         | 3.70       | 6.80                 |
|   |                       | 1" - 1 1/4"     | MS-2         | 5.50       | 8.60                 |
|   |                       | 1 1/2" - 2"     | MS-3         | 6.30       | 9.40                 |
| <b>Locking Levers (Stainless Steel)</b> | 68/69<br>62           | 1/4" - 3/8"     | LL-1         | 12.70      | 15.80                |
|   |                       | 1/2"            | LL-2         | 12.70      | 15.80                |
|   |                       | 3/4"            | LL-3         | 14.50      | 17.60                |
|   |                       | 1" - 1 1/4"     | LL-4         | 15.45      | 18.55                |
|   |                       | 1 1/2" - 2"     | LL-5         | 16.40      | 19.50                |
| <b>Lever Handles</b>                    | All                   | 1/4" - 3/8"     | LH(Fig. No.) | 7.80       | -                    |
|   |                       | 1/2" - 3/4"     |              | 10.00      | -                    |
|   |                       | 1" - 1 1/4"     |              | 11.25      | -                    |
|   |                       | 1 1/2" - 2"     |              | 12.50      | -                    |
|   |                       | 2 1/2"          |              | 19.85      | -                    |
|   |                       | 3"              |              | 77.60      | -                    |
|   |                       | 4"              |              | 77.60      | -                    |
| <b>Oval Handle</b>                      | 39/49M<br>53F         | 1/4" - 1/2"     | OH-2         | 17.05      | 20.15                |
|   |                       | 3/4" - 1"       | OH-3         | 24.50      | 27.60                |
|   |                       | 1 1/4" - 1 1/2" | OH-4         | 25.50      | 28.60                |
|   |                       | 2"              | OH-5         | 37.90      | 41.00                |
|   |                       | 1/2" - 3/4"     | OH-2         | 17.05      | 20.15                |
|   | 54                    | 1" - 1 1/2"     | OH-3         | 24.50      | 27.60                |
|   |                       | 2"              | OH-4         | 25.50      | 28.60                |
|   | 68/69<br>62           | 1/4" - 1/2"     | OH-1         | 16.50      | 19.60                |
|   |                       | 3/4"            | OH-2         | 17.05      | 20.15                |
|   |                       | 1" - 1 1/4"     | OH-3         | 24.50      | 27.60                |
| 1 1/2" - 2"                             |                       | OH-4            | 25.50        | 28.60      |                      |
| <b>Locking Oval (Stainless Steel)</b>   | 68/69<br>62           | 1/4" - 1/2"     | OH-2L        | 24.50      | 27.60                |
|   |                       | 3/4"            | OH-3L        | 24.50      | 27.60                |
|   |                       | 1" - 1 1/4"     | OH-4L        | 34.45      | 37.55                |
|   |                       | 1 1/2" - 2"     | OH-5L        | 36.35      | 39.45                |
| <b>Wing Handle</b>                      | 68/69<br>62           | 1/4" - 1/2"     | WH-1         | 6.20       | 9.30                 |
|   |                       | 3/4"            | WH-2         | 6.20       | 9.30                 |
|   |                       | 1" - 1 1/4"     | WH-3         | 11.35      | 14.45                |
|   |                       | 1 1/2" - 2"     | WH-4         | 19.15      | 22.25                |
|   |                       | 2 1/2"          | WH-5         | 81.70      | 84.80                |
|   |                       | 3"              | WH-6         | 92.60      | 95.70                |
| <b>Anti-Static Grounding Spring</b>     | All                   | 1/4" - 3/4"     | GS-1         | 5.00       | 8.10                 |
|   |                       | 1" - 1 1/4"     | GS-2         | 5.00       | 8.10                 |
|   |                       | 1 1/2" - 2"     | GS-3         | 5.00       | 8.10                 |

# CROSS REFERENCE CHART

| <b>BRONZE &amp; BRASS</b> |                    |                  |                     |                  |               |
|---------------------------|--------------------|------------------|---------------------|------------------|---------------|
| <b>KITZ</b>               | <b>APOLLO</b>      | <b>MILWAUKEE</b> | <b>NIBCO</b>        | <b>RED-WHITE</b> | <b>WATTS</b>  |
| 51                        | 9A-100/91-100      | -                | T-560-BR-Y          | -                | B-6100        |
| 54(P)                     | 70-600             | -                | T585-70-W3          | -                | B-6780        |
| 58                        | 70-100             | BA-100           | T-580 TFP600        | -                | FBV-4         |
| 58W                       | 70-100-07          | -                | -                   | -                | -             |
| 59                        | 70-200             | BA-150           | S-580 SFP600        | -                | FBVS-4        |
| 59W                       | 70-200-07          | -                | -                   | -                | -             |
| 62                        | 82-100             | BA-300           | T-590-Y/T-595-Y     | 5050             | B-6800        |
| 62M                       | 82-140             | 30BSOF           | T595-Y-66           | -                | B-6800-SS     |
| 63M                       | 82-240             | 30BS1F           | S595-Y-66           | -                | B-6801-SS     |
| 68                        | 77-100 80-100      | BA-400 BA-425    | T-580-70/T-585-70UL | 5592             | B-6000-UL     |
| 68AB                      | -                  | -                | -                   | -                | B-6004        |
| 68AD                      | 95-100             | -                | -                   | 5060             | B-6300        |
| 68AM                      | -                  | -                | -                   | -                | -             |
| 68C                       | 78-100             | BA-100H          | T585-70-HC          | -                | -             |
| 68LL                      | 70-100-27          | -                | -                   | -                | B-6400-LL     |
| 68M                       | 70-140 80-140      | BA-400S          | T585-70-66          | 504SS            | B-6080-SS     |
| 68O                       | 70-800             | -                | MTT585-70           | -                | B-6002        |
| 68P                       | 77-100             | 20BBOR           | TM585-70            | -                | B-6400        |
| 68PM                      | 77-140 71-140(-64) | 20BSOR           | TM585-70-66         | -                | B-6400-SS-04  |
| 68S                       | 75-100-41(-27)     | BA-100ELD        | T585-70-SV          | 5042             | B-6400-SE-LL  |
| 68U                       | 70-300             | -                | T585-70-SU          | -                | B6010         |
| 69                        | 70-200             | BA-455/BA-485    | S-585-70            | 5049F/5549       | B-6001/B-6081 |
| 69AD                      | 95-200             | -                | -                   | 5063             | B-6301        |
| 69C                       | 78-200             | -                | S585-70-HC          | -                | -             |
| 69M                       | 70-240             | -                | S585-70-66          | -                | B-6081-SS     |
| 69U                       | 70-400             | -                | S585-70-SU          | -                | B-6011        |
| <b>IRON</b>               |                    |                  |                     |                  |               |
| <b>KITZ</b>               | <b>AMERICAN</b>    | <b>MILWAUKEE</b> | <b>NIBCO</b>        | <b>RED-WHITE</b> | <b>WATTS</b>  |
| 90                        | 3700               | -                | -                   | -                | G4000         |
| 91                        | -                  | -                | -                   | -                | -             |

This comparison chart is provided for the convenience of our customers. Valves listed may not be identical in design, materials of construction or basic pressure rating. KITZ catalogs and those of other valve manufacturers should be consulted for complete details.

# CROSS REFERENCE CHART

| <b>CARBON &amp; STAINLESS STEEL</b>     |               |                  |                     |              |                  |
|---|---------------|------------------|---------------------|--------------|------------------|
| <b>THREADED, SOCKET WELD, BUTT WELD</b> |               |                  |                     |              |                  |
| <b>KITZ</b>                             | <b>APOLLO</b> | <b>MILWAUKEE</b> | <b>NIBCO</b>        | <b>WATTS</b> | <b>WORCESTER</b> |
| 39                                      | 76-100        | 20SSOR           | T580-S6-66-LL       | S-8000       | -                |
| 49M                                     | 89-100        | 20CSOR           | T580-CS-66-LL       | C-7000       | -                |
| 50                                      | 93-100        | -                | -                   | -            | 5846R            |
| 52                                      | -             | -                | -                   | -            | 5866R            |
| 53F                                     | -             | -                | -                   | -            | -                |
| 119                                     | 92-100-24     | -                | T560-CS-66-FS-LL    | C-7100       | -                |
| 129                                     | 96-100-24     | -                | T560-S6-66-FS-LL    | S-8100       | -                |
| 217                                     | 89-100        | 20CSOR           | T580-CS-66-LL       | C-7000       | -                |
| 219                                     | 89-100-24     | -                | T580-CS-66-FS-LL    | C-7000-FS    | -                |
| 227                                     | 76-100        | 20SSOR           | T580-S6-66-LL       | S-8000       | -                |
| 229                                     | 76-100-24     | -                | T580-S6-66-FS-LL    | S-8000-FS    | -                |
| 237                                     | -             | 22CSOR           | -                   | C-7200       | -                |
| 239                                     | -             | -                | -                   | -            | -                |
| 247                                     | -             | 22SSOR           | -                   | S-8200       | -                |
| 249                                     | -             | -                | -                   | -            | -                |
| 317                                     | 83-340        | -                | TM590-CS-R-66-LL    | C-7450       | -                |
| 317B                                    | -             | -                | BM590-CS-R-66-LL    | -            | -                |
| 317S                                    | 83-440        | -                | KM590-CS-R-66-LL    | -            | -                |
| 317F                                    | 83-540        | -                | -                   | C-7480       | 5946TT           |
| 317FB                                   | -             | -                | -                   | -            | -                |
| 317FS                                   | 83-640        | -                | -                   | -            | -                |
| 319                                     | 83-340-29     | 35CSOR           | TM590-CS-R-66-FS-LL | C-7450-607   | -                |
| 319B                                    | -             | 35CS2R           | BM590-CS-R-66-FS-LL | -            | -                |
| 319S                                    | 83-440-29     | 35CS1R           | KM590-CS-R-66-FS-LL | -            | -                |
| 319F                                    | 83-540-29     | -                | -                   | C-7480-607   | AF5946TT         |
| 319FB                                   | -             | -                | -                   | -            | -                |
| 319FS                                   | 83-640-29     | -                | -                   | -            | -                |
| 327                                     | 85-100        | -                | TM590-S6-R-66-LL    | S-8450       | -                |
| 327B                                    | -             | -                | BM590-S6-R-66-LL    | -            | -                |
| 327S                                    | 85-200        | -                | KM590-S6-R-66-LL    | -            | -                |
| 327F                                    | 86-100        | -                | -                   | S-7480       | 5966TT           |
| 327FB                                   | 86-700        | -                | -                   | -            | -                |
| 327FS                                   | 86-200        | -                | -                   | -            | -                |
| 329                                     | -             | 35SSOR           | TM590-S6-R-66-FS-LL | S-8450-607   | -                |
| 329B                                    | -             | 35SS2R           | BM590-S6-R-66-FS-LL | -            | -                |
| 329S                                    | -             | 35221R           | KM590-S6-R-66-FS-LL | -            | -                |
| 329F                                    | 86-500-29     | -                | -                   | S-7480-607   | AF5966TG         |
| 329FB                                   | -             | -                | -                   | -            | -                |
| 329FS                                   | 86-600-29     | -                | -                   | -            | -                |

This comparison chart is provided for the convenience of our customers. Valves listed may not be identical in design, materials of construction or basic pressure rating. KITZ catalogs and those of other valve manufacturers should be consulted for complete details.

# GENERAL TERMS AND CONDITIONS

## ACCEPTANCE

All quotations are for acceptance within 30 days from date of quotation unless extended in writing. In the event a purchase order is placed after this time, the Seller's company reserves the right to requote prices of all valves offered. All orders and contracts are subject to credit approval and acceptance by KITZ.

## FREIGHT

All materials will be shipped F.O.B. point of shipment – no freight allowance unless otherwise stated and agreed upon with the Buyer.

## PRICES

There will be added to all prices quoted any sales, excise, or similar tax which Seller may be required to collect on or in connection with the sale. Seller reserves the right to cancel any order in the event that selling prices shall be established by Federal, State or other governmental regulation with respect to the products covered by the order which shall be lower than the prices specified in the order.

## ESCALATION TERMS

Prices shown in this price schedule reflect the costs in effect at the time of publication. These prices will remain firm on all products with a quoted delivery of twenty six (26) weeks or less. On products with a quoted delivery of more than 26 weeks, the Seller has a right to price and invoice at the applicable price sheet in effect at the time of shipment. In no event will the invoiced price be less than price originally quoted.

## DEFERRED SHIPMENTS

If for any reason the Buyer desires to delay shipments more than 30 days after manufacturing or to place a hold or to stop the order during the manufacturing cycle, the Seller's company reserves the right to consider the order cancelled and to invoke cancellation charges.

## CREDIT TERMS

As quoted. Overdue balances will be subject to 1.5% service charge per month on such indebtedness.

## DELIVERIES

Shipments made to the Buyer shall at all times be subject to the approval of Seller's Credit Department. All schedules of shipments are estimated as closely as possible and Seller will use its best effort to ship within the time schedule but does not guarantee to do so. Seller shall not be liable for any direct, indirect, or consequential damage or loss caused by delay in delivery, regardless of the cause of delay. Items offered from stock are subject to prior sale.

## RETURNS

No returns are allowed without prior arrangements made with the Seller. Product considered for return must be in new, resalable condition and of current design.

## WARRANTY

Seller will replace without charge or refund the purchase price of products manufactured by Seller which prove to be defective in material or workmanship, provided in each case that the product is properly installed and is used in the service for which Seller recommends it and that written claim, specifying the alleged defect, is presented to the Seller within one year from the date of shipment. For Copper Alloy and Iron valves sold and installed in the U.S. the warranty\* is five years. Seller shall in no event be responsible for claims of A) labor, expenses, or other damages occasioned by defective parts or products or for B) consequential or secondary damages. **The Warranty stated in this paragraph is in lieu of all other warranties, either expressed or implied. With respect to warranties, this paragraph states Buyer's exclusive remedy and Seller's exclusive liability.**

## DESIGN

Because of a policy of continuous product improvement, Seller reserves the right to change design, materials or specifications without notice. There will be a charge for modifying an order after it has been entered when such change or modification results in additional engineering or clerical work for either KITZ or its suppliers.

## NOTE

KITZ reserves the right to correct any obvious clerical errors in quotations, invoices and other contracts.

\*K-Press warranty is limited to two years.

# KITZ®

KITZ CORPORATION OF AMERICA

10750 CORPORATE DRIVE • STAFFORD, TEXAS 77477 U.S.A.  
TEL: (281) 491-7333 • FAX: (281) 491-9402 • TOLL FREE: 1-800-772-0073 • www.kitzus-kca.com

Copyright © 2011, Kitz Corporation of America



# DESIGN STANDARDS

**Manufacturers Standardization Society (MSS)** of the Valve and Fitting Industry, Inc.

**SP-25** Standard Marketing System for Valves, Fitting, Flanges and Unions

**SP-110** Ball Valves Threaded, Socket-Welding, Solder Joint, Grooved and Flare Ends

**American Petroleum Institute (API)**

## 3rd PARTY CERTIFICATIONS



### CSA INTERNATIONAL



**CGA 9.1b-2006/ANSI Z21.15b-2006:** Manually Operated Gas Valves For Appliances, Appliance Connector Valves and Hose End Valves

**CGA requirement CR91-002:** Manually Operated Gas Valves For Use On Piping

**CAN/CGA-3.16-M88:** Lever Operated Non-Lubricated Gas Shut-Off Valves

**ASME B16.33-2002(R2007):** Manually Operated Metallic Gas Valve For use In Gas Piping Systems up 125 psig (1/2"-2")

**ASME B16.44-2002(R2007):** Manually Operated Metallic Gas Valve For use In Aboveground Gas Piping Systems up 5 psig

### UNDERWRITERS LABORATORIES



**ANSI/UL125: Valves for Anhydrous Ammonia and LP-Gas (other than Safety Relief)**  
YSDT - LP Gas Shut-Off Valves

**UL Subject 258: Outline of Investigation for Shut-off Valves for Trim and Drain Purposes**  
VQGU - Valves, Trim and Drain, 175 psig

**UL842: Valves for Flammable Fluids**  
YRBX - Flammable Liquid Shut-Off Valves

YRPV - Gas Shut-Off Valves

MHKZ - Manual Valves, LP at 150 degrees F ambient.

**UL1769: Cylinder Valves**

YQNZ - Compressed Gas Shut-Off Valves

### FM APPROVALS



Classification No. 1140 - 175 psig (1205 kPa) rated working pressure

### NSF/ANSI 61 - Drinking Water System Components-Health Effects



NSF/ANSI 372 - Drinking Water System Components - Lead Content